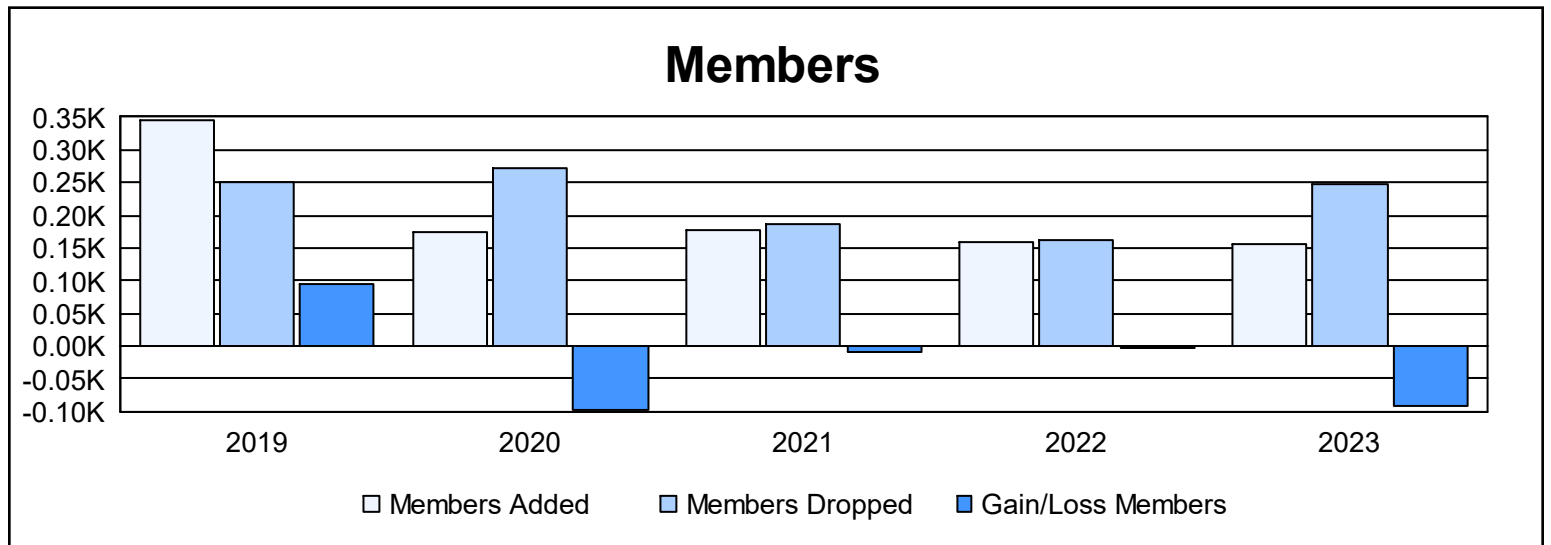
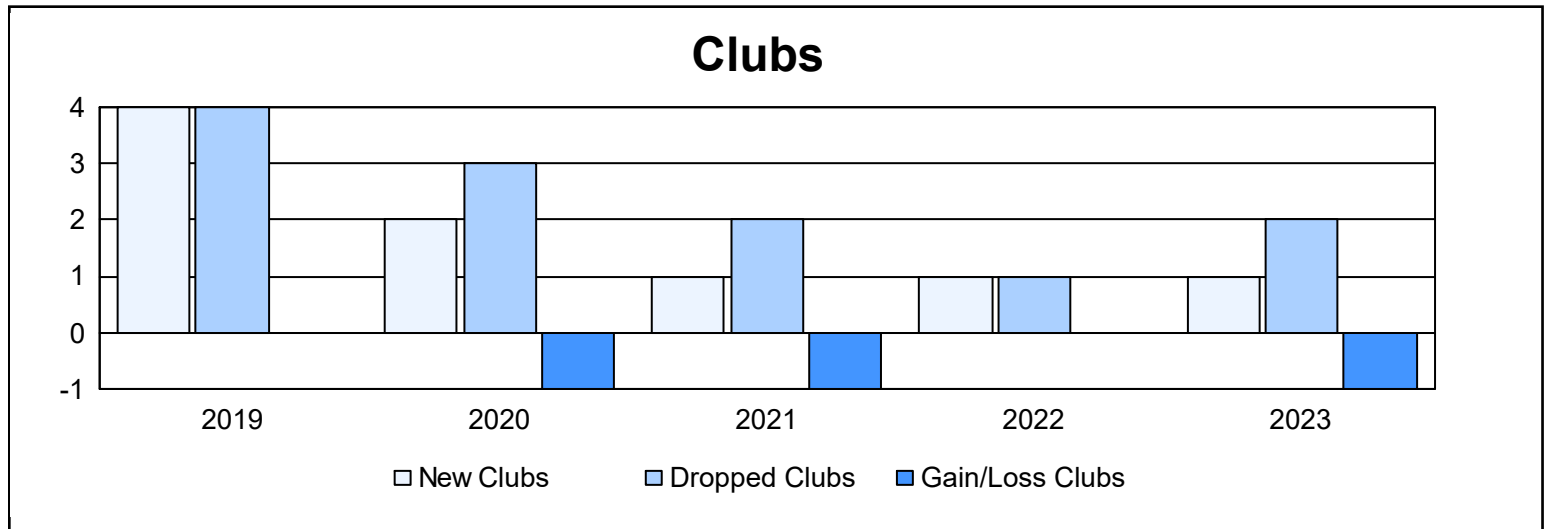
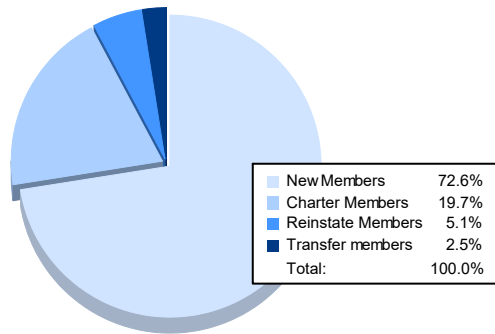


| Year | New Clubs | Dropped Clubs | Gain/ Loss Clubs | New Members | Charter Members | Reinstate Members | Transfer Members | Total Member Added | Total Members Dropped | Gain/ Loss Members |
|----------------|-----------|---------------|------------------|-------------|-----------------|-------------------|------------------|--------------------|-----------------------|--------------------|
| 2018-2019 | 4 | 4 | 0 | 215 | 96 | 23 | 10 | 344 | 250 | 94 |
| 2019-2020 | 2 | 3 | -1 | 107 | 48 | 17 | 2 | 174 | 271 | -97 |
| 2020-2021 | 1 | 2 | -1 | 138 | 26 | 7 | 5 | 176 | 186 | -10 |
| 2021-2022 | 1 | 1 | 0 | 123 | 21 | 13 | 1 | 158 | 161 | -3 |
| 2022-2023 | 1 | 2 | -1 | 114 | 31 | 8 | 4 | 157 | 249 | -92 |
| Average | 2 | 2 | -1 | 139 | 44 | 14 | 4 | 202 | 223 | -22 |



Membership Composition June 2023 Cumulative



Gender Composition June 2023 Cumulative

